

EXTENDED SCHOOL YEAR PILOT SUMMER 2012



*A UNIQUE AND INNOVATIVE
PARTNERSHIP BETWEEN THE
YMCA OF THE CHESAPEAKE AND
TALBOT COUNTY PUBLIC
SCHOOLS*



WHY?



SUMMER LOSS VIDEO CLIP



OUR STUDENTS?



1. Easton Elementary School is in Improvement.
2. EES students who represent the FARMS, Special Education, Hispanic and African American subgroups are not meeting the Maryland State Assessment AMO.
3. The current FARMS % for EES is 52%.
4. Fully 85% of the children of color in our school system qualify for FARMS.



EES MSA Reading



Sub-group	2009 AMO 76.5	Met Y/N	2010 AMO 81.2	Met Y/N	2011 AMO 85.9	Met Y/N
African American	79.3	Y	68.5	N	68.3	N
White	92.9	Y	94.5	Y	92	Y
Hispanic	81.3	Y	69.6	N	84.7	N
SPED	79.6	Y	61.3	N	51.1	N
LEP	77.3	Y	61.0	N	75.5	N
FARMS	80.6	Y	74.7	N	77.1	N
Overall	87.8	Y	84.2	Y	83.9	N



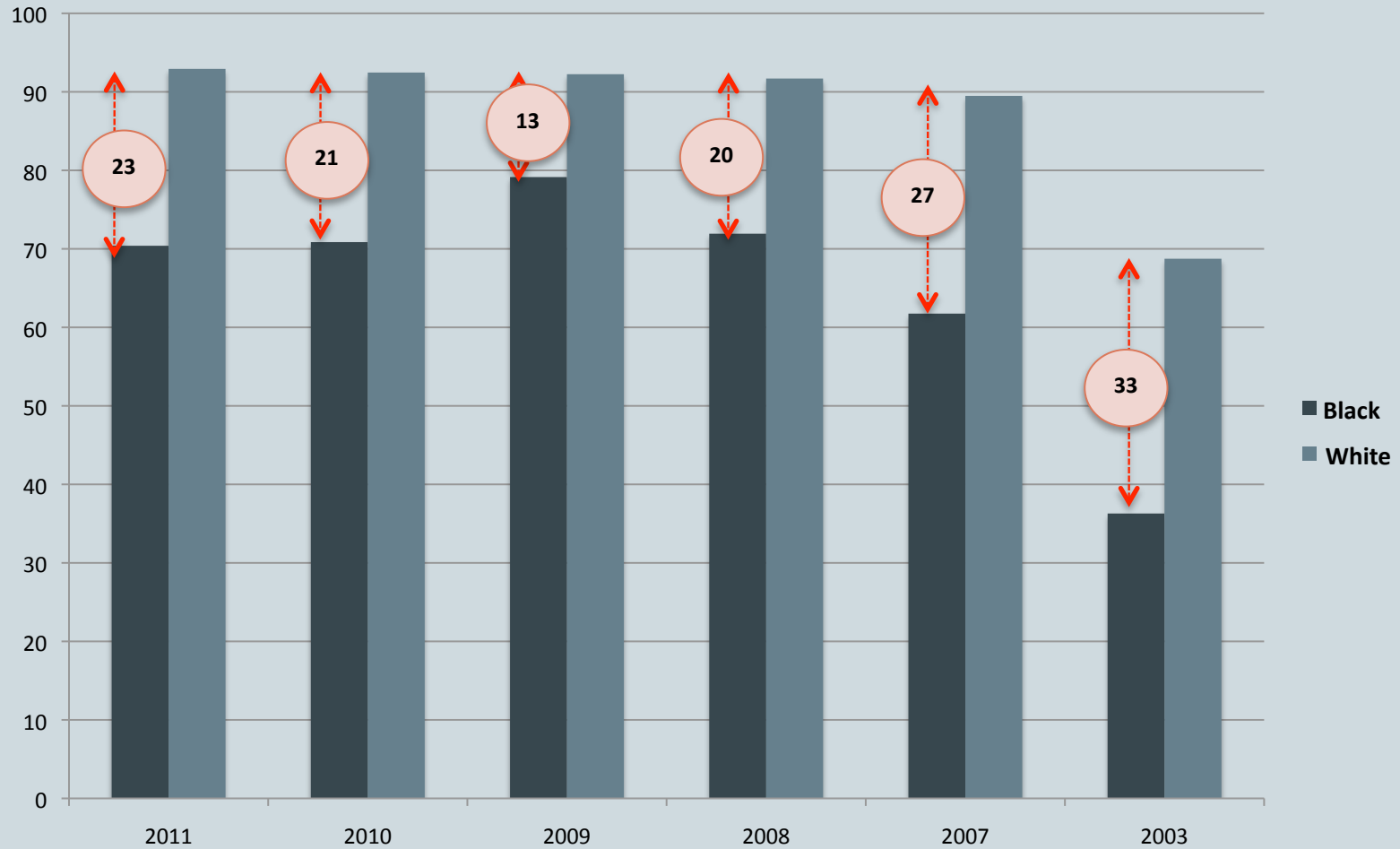
EES MSA Math



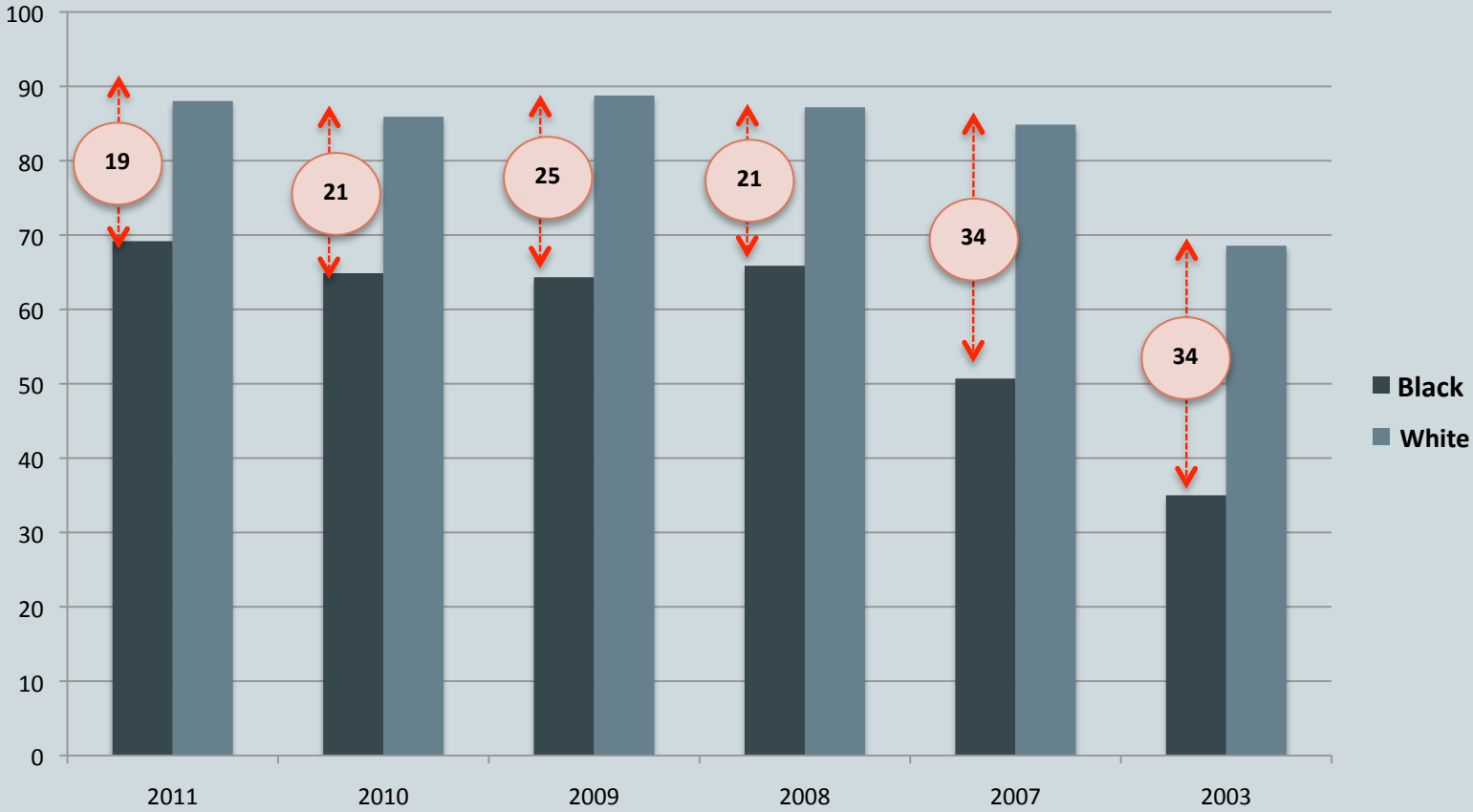
Sub-group	2009 AMO 74.2	Met Y/N	2010 AMO 79.4	Met Y/N	2011 AMO 84.5	Met Y/N
African American	67.6	N	74.1	N	61.0	N
White	87.9	Y	94.1	Y	92.4	Y
Hispanic	81.3	Y	78.3	N	79.7	N
SPED	59.2	N	57.1	N	54.8	N
LEP	80	Y	75	N	75.6	N
FARMS	72.2	Y	73.5	N	80.9	N
Overall	81.6	Y	86.9	Y	82.0	N



TCPS ELEMENTARY MSA READING PASS RATE GRADE 3-5

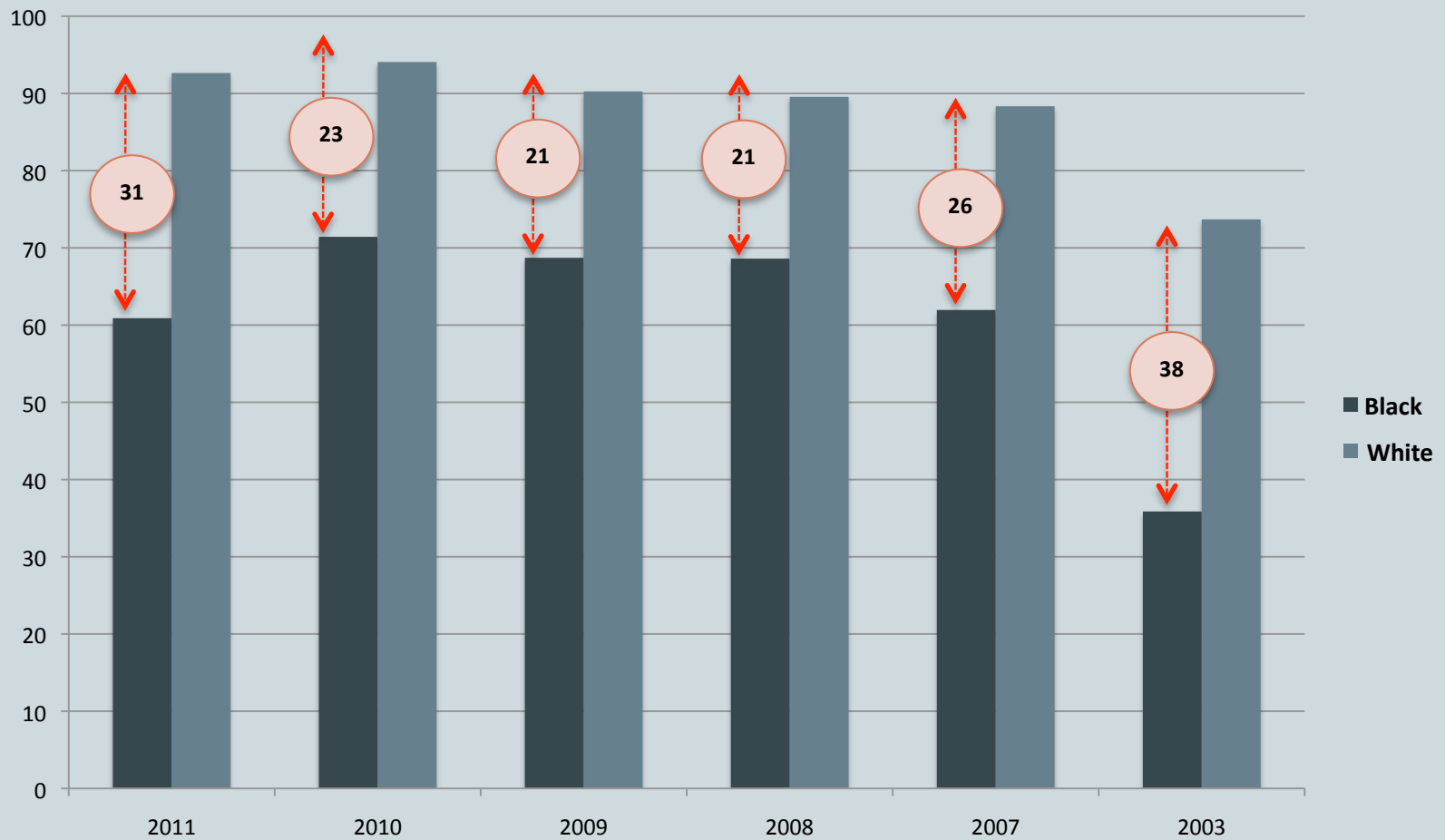


TCPS MIDDLE SCHOOL MSA READING PASS RATE GRADES 6-8

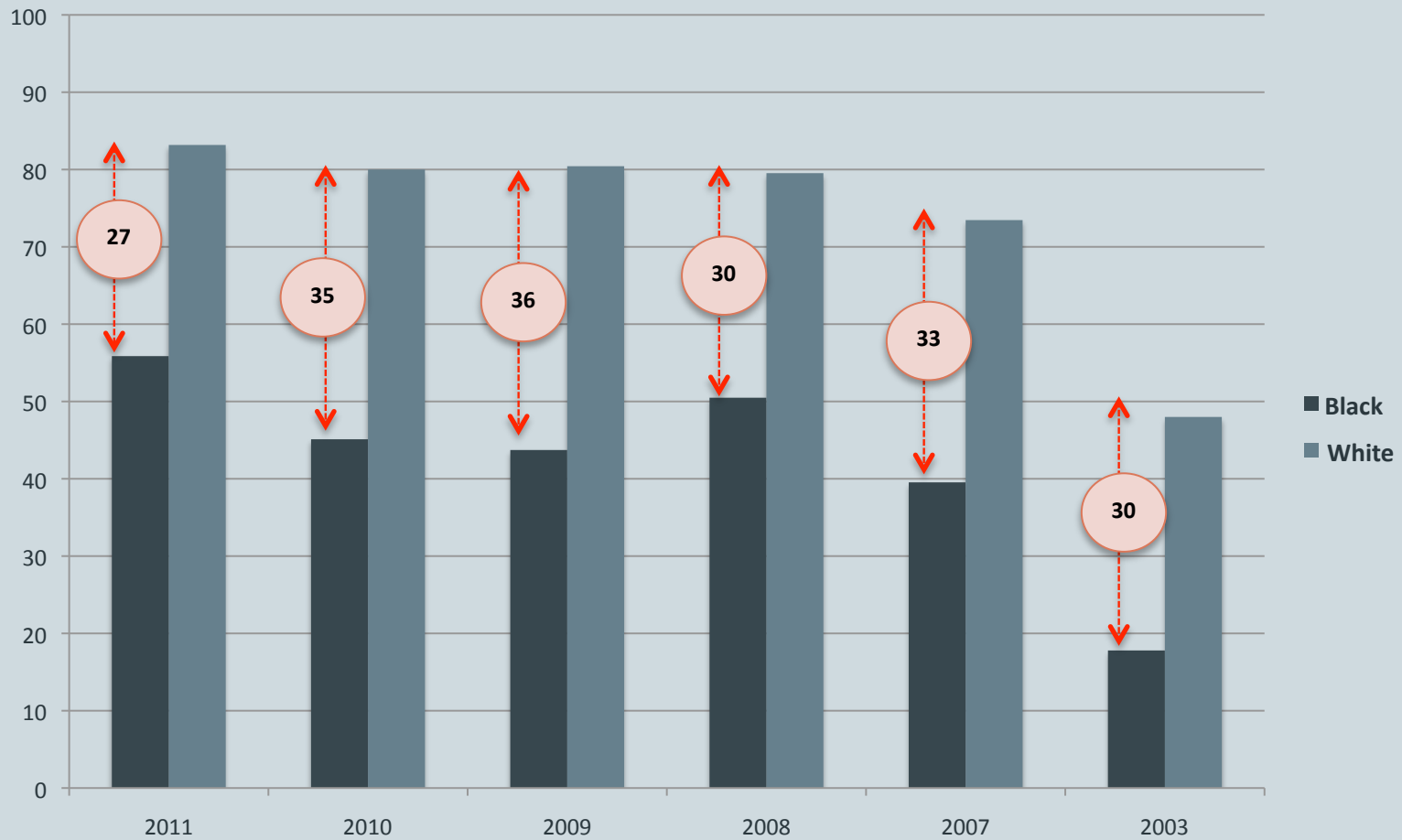


TCPS ELEMENTARY MSA MATH PASS RATES GRADES 3-5

Grades 3-5



TCPS Middle MSA Math Pass Rates Grades 6-8



GOAL OF THE EXTENDED SCHOOL YEAR PARTNERSHIP



***IMPACT THIS CUMULATIVE SUMMER
LEARNING LOSS THROUGH
ENRICHMENT AND INTERVENTION IN
A JOINT PARTNERSHIP OF THE YMCA
OF THE CHESAPEAKE AND TCPS.***



FULL DAY PROGRAM FOR OUR MOST AT RISK CHILDREN



Morning EMS
TCPS - Academic

Afternoon EMS & Y
YMCA - Recreation

8:30 Breakfast
8:45 Engineering is
Elementary STEM
Units
10:15 Intervention
Groups/Compass
Learning
10:55 Why Try?
11:30 Lunch

12:00 YMCA Summer
Camp program including
swimming lessons,
climbing wall, tennis,
arts and crafts, and
more!
4:00 Buses leave for
home.



STUDENT ELIGIBILITY



6 week - Tier 1

- About 125 students
- 5 to 12 year olds from the EES and EMS campus
- FARMS, African American, Special Education and Hispanic subgroups.

4 week- Tier 2

- TES and WMES students receiving Title I Targeted Assistance.
- Students from the targeted subgroups from TES, WMES, SMES & CDES





FUNDING

Multiple Streams



- Title I part A school choice recovery monies (\$23,935)
- Title I School Improvement Grants (\$79,129)
- TCPS Board of Education Budget (\$88,108)
- YMCA Scholarship Funds (Approximately \$40,000)



PROJECT EVALUATION



- Lack of regression could be a measure utilizing a June and a September administration of GMADE and GRADE.
- Also utilize pre and post STEM unit assessments.
- Teacher and student evaluations and anecdotal notes.
- End of year EDM Test as a pre test in May and re-administered as a posttest in September.
- June and September IRI's.





Thank
you for
your time
and
attention.



Questions?

